

Site Usage

208 Visits

54.33% Bounce Rate

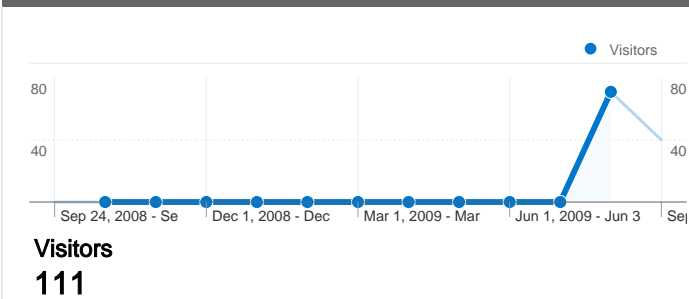
1,015 Pageviews

00:08:04 Avg. Time on Site

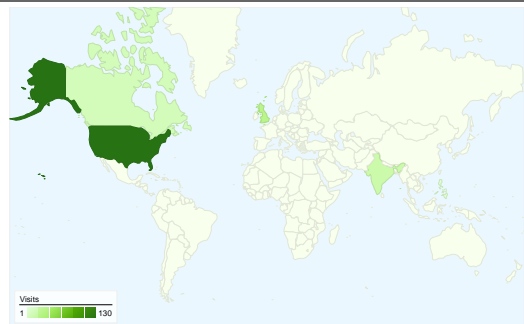
4.88 Pages/Visit

53.37% % New Visits

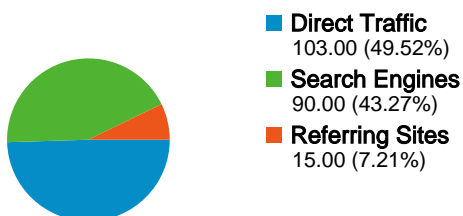
Visitors Overview



Map Overlay world

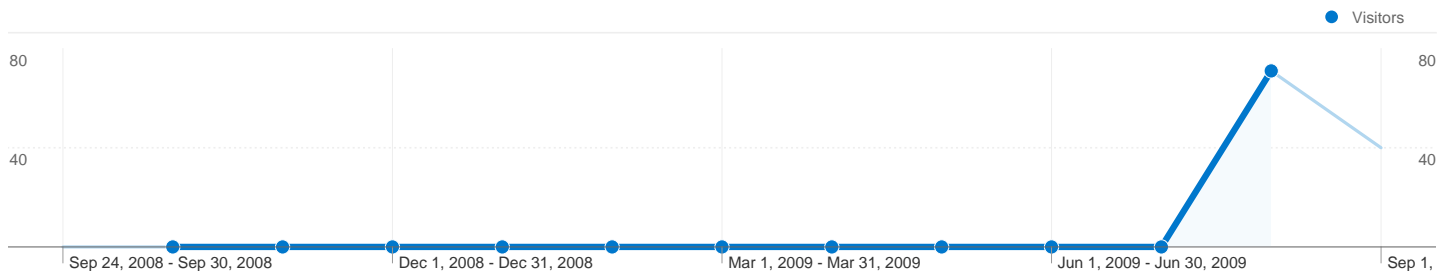


Traffic Sources Overview



Content Overview

Pages	Pageviews	% Pageviews
/	386	38.03%
/Computer-Related/	46	4.53%
/Computer-	43	4.24%
/teacher-tips/how-to-use-first-	39	3.84%
/submit/	22	2.17%



111 people visited this site

208 Visits

111 Absolute Unique Visitors

1,015 Pageviews

4.88 Average Pageviews

00:08:04 Time on Site

54.33% Bounce Rate

53.37% New Visits

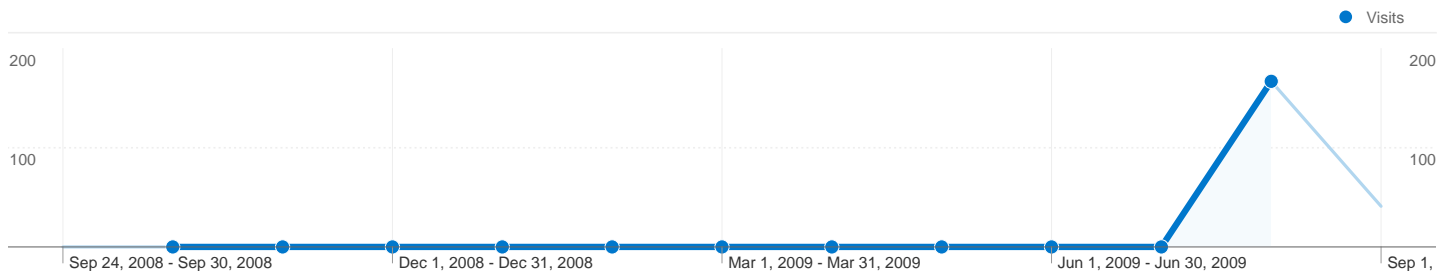
Technical Profile

Browser	Visits	% visits	Connection Speed	Visits	% visits
Firefox	115	55.29%	Cable	125	60.10%
Internet Explorer	74	35.58%	Unknown	39	18.75%
Safari	10	4.81%	DSL	31	14.90%
Opera	6	2.88%	Dialup	7	3.37%
Chrome	2	0.96%	T1	5	2.40%

Traffic Sources Overview

Sep 24, 2008 - Sep 24, 2009

Comparing to: Site

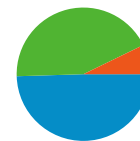


All traffic sources sent a total of 208 visits

49.52% Direct Traffic

7.21% Referring Sites

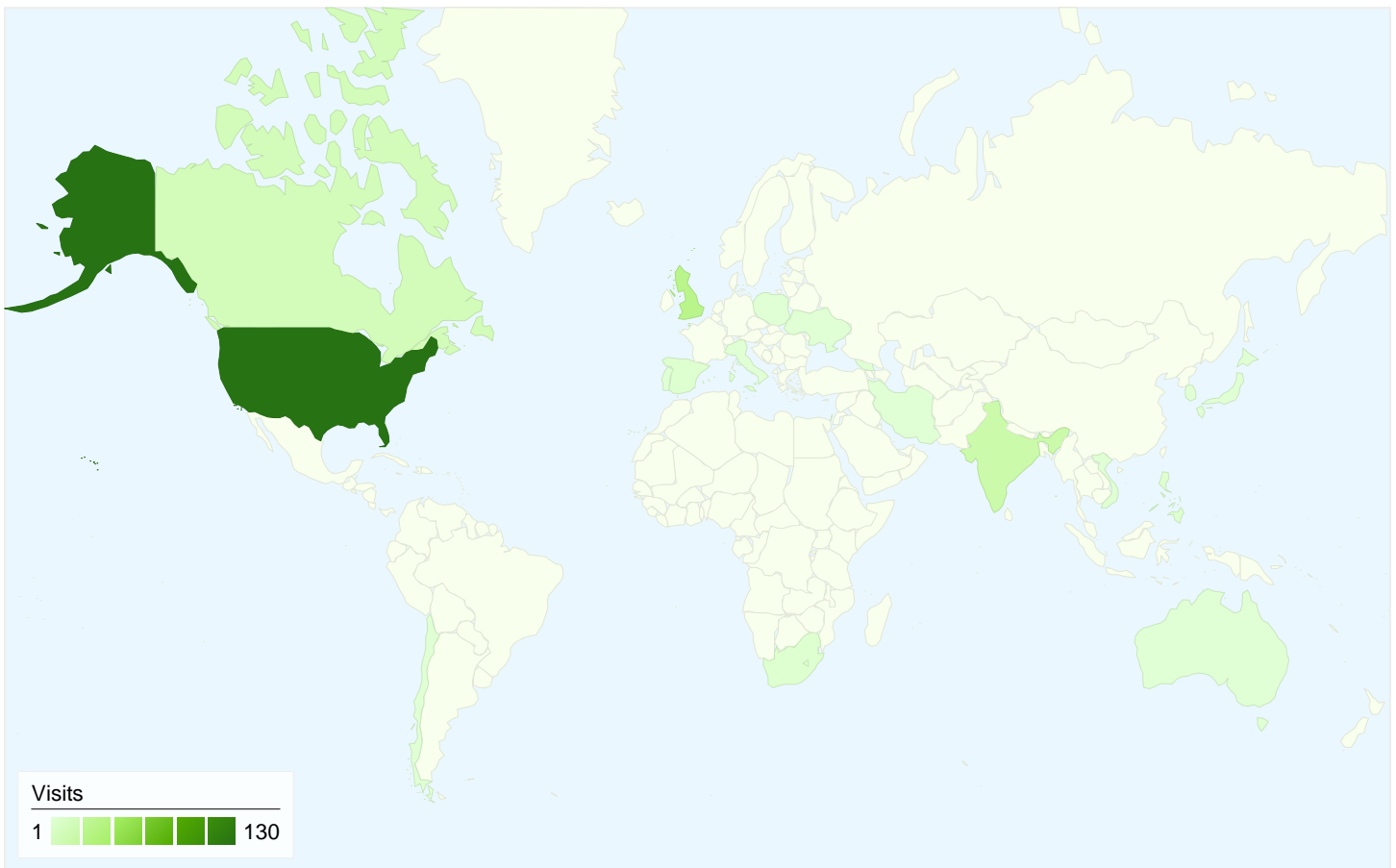
43.27% Search Engines



Direct Traffic
 103.00 (49.52%)
Search Engines
 90.00 (43.27%)
Referring Sites
 15.00 (7.21%)

Top Traffic Sources

Sources	Visits	% visits	Keywords	Visits	% visits
(direct) ((none))	103	49.52%	exam materials	9	10.00%
google (organic)	88	42.31%	first day of school worksheets	5	5.56%
exammaterials.com (referral)	8	3.85%	first day of school test	4	4.44%
brokencontrollers.com (referral)	2	0.96%	1st day of school worksheets	3	3.33%
search (organic)	2	0.96%	first day worksheets	3	3.33%

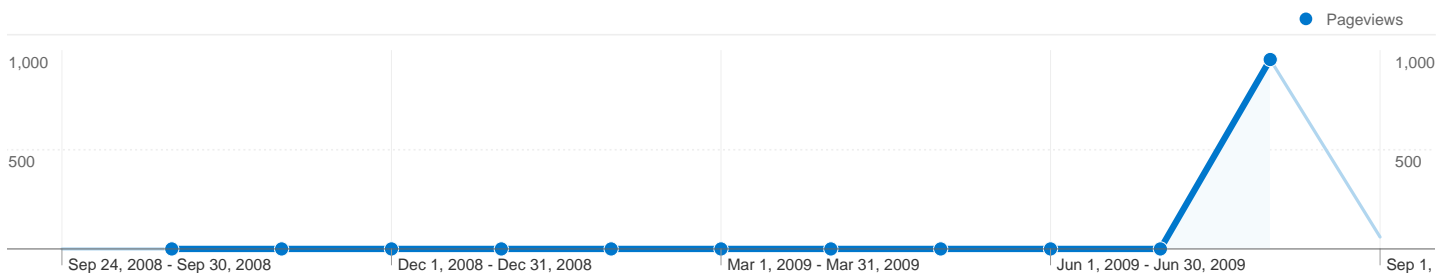


208 visits came from 19 countries/territories

Site Usage

Visits 208 % of Site Total: 100.00%	Pages/Visit 4.88 Site Avg: 4.88 (0.00%)	Avg. Time on Site 00:08:04 Site Avg: 00:08:04 (0.00%)	% New Visits 53.85% Site Avg: 53.37% (0.90%)	Bounce Rate 54.33% Site Avg: 54.33% (0.00%)	
Country/Territory	Visits	Pages/Visit	Avg. Time on Site	% New Visits	Bounce Rate
United States	130	6.38	00:11:07	45.38%	53.85%
United Kingdom	29	3.66	00:06:49	27.59%	34.48%
India	17	1.35	00:01:24	76.47%	70.59%
Canada	11	1.73	00:00:25	100.00%	63.64%
Philippines	3	1.00	00:00:00	100.00%	100.00%
South Africa	3	1.67	00:01:08	100.00%	33.33%
Spain	3	1.67	00:00:11	100.00%	66.67%
Iran	1	1.00	00:00:00	100.00%	100.00%
South Korea	1	1.00	00:00:00	100.00%	100.00%

Israel	1	2.00	00:00:25	100.00%	0.00%
1 - 10 of 19					



Pages on this site were viewed a total of 1,015 times

1,015 Pageviews

504 Unique Views

54.33% Bounce Rate

Top Content

Pages	Pageviews	% Pageviews
/	386	38.03%
/Computer-Related/	46	4.53%
/Computer-Related/comptia/how-to-become-a-computer-	43	4.24%
/teacher-tips/how-to-use-first-day-of-school-worksheets.html	39	3.84%
/submit/	22	2.17%